

# Turkey? Vulture!

Facts about two fascinating and funky feathered friends!



## Birds of a Feather

Both Turkeys and Vultures are native to this part of Texas. The two are both classified as birds, or Aves due to their bone structures, egg laying, and feathered finish, among other traits.




## Vulture? Buzzard?

What's the difference between a Vulture and a Buzzard? Well, depends on who you ask! Here in North America, a buzzard is a vulture... but in other parts of the world the term 'buzzard' can refer instead to a Hawk!

## Spot the Difference!


While Turkeys and their more aerial cousins Vultures might look similar at a glance while perching or walking, there are lots of differences to look out for! Both are large, dark plumed birds with bald heads, pointy beaks and very special roles in the ecosystem. BUT... while Vultures average 4-5lbs, a turkey dwarfs them at 16-18lbs! Vultures come in two varieties here in Texas, the red headed Turkey Vulture, and the dark headed Black Vulture. Wild turkeys on the other hand, have blues, purples, greys and red on their heads, and special features called a Snood, a Wattle, and a Beard! Vultures have stubby tails while turkeys have colorful striped tails they fan out like a peacock!

Vultures are social animals. They are large raptors -birds of prey- that scavenge on carrion and can be seen soaring and roosting in groups.



## Turkey Lurkey in the wild?

While we all know of turkeys as the delicious holiday bird, they are actually found in the wild all across North America. They were first domesticated by the indigenous people of Mexico around 800 BC! The indigenous word for turkey is pronounced "Guajolote" and in modern Spanish, it's "Pavo". Pass me the drumstick!



# FEATHERS

A close up study of the avian artifact!



ON THE LINES BELOW, DOCUMENT THE MANY KINDS OF BIRDS YOU SEE IN THE PARK. IF YOU DONT KNOW THEIR NAMES, WRITE DOWN THEIR COLOR, SIZE, AND ANY OTHER UNIQUE FEATURES!

---

---

---

---

---

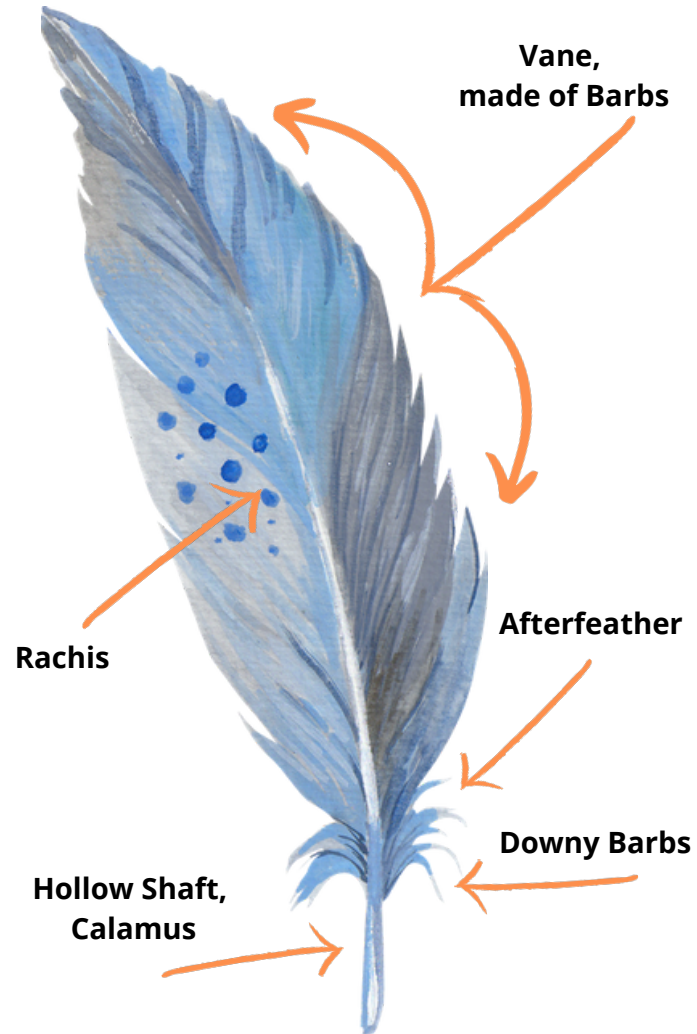
---

---

---

---

---




Feathers have many parts and functions! They aid in flight, camouflage, communication, insulation, defense, and waterproofing! Examine the feather in your Grab -N- Go kit! The **Calamus** is the base of the feather with no barbs. This part turns into the **Rachis**, which the many thin **Barbs** stem from. Together the Calamus and the Rachis form the **Shaft**. The **Vane** is the series of barbs on the rachis that link together with barbules [hooks]. The **Downy barbs** on the **Afterfeather** are the barbs that have no hooks.

# MAKE A TURKEY AND A VULTURE!

---

## Materials:



---



## Directions:

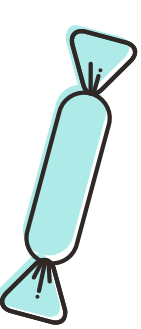


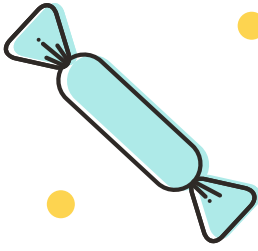
**Step 1:** Trace your hand. You will need at least 1 for your turkey and at least 2 for your vulture! Glue the hands for your vulture together at the palm, and remove one 'thumb'.

**Step 2:** Trace your fingers onto a second color paper, for either tail feathers or a red-head. Also, cut out a triangle for the beak! Cut out a wing for your turkey.

**Step 3:** Glue these onto your new bird friend. Draw on the eye with a marker, and any other details you want your friend to have!

**Step 4:** Bend your pipe cleaner into two feet, one on each end, then glue or tape them onto the back! When everything is dry, you can stand it on it's toes!





# Turkey Sweet

Let's make a plucky treat to gobble up!



There are many different ways to make this treat, but try a few ingredients from this list:

Cookies \* Candy Corn \* M&Ms \* Peanut Butter \* Icing \* Sprinkles  
Peanut butter Cups \* Pretzels \* Crackers \* Rice Krispy Treats \* Chocolates